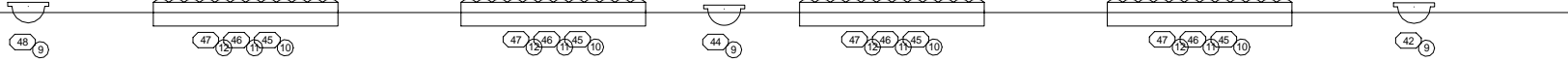
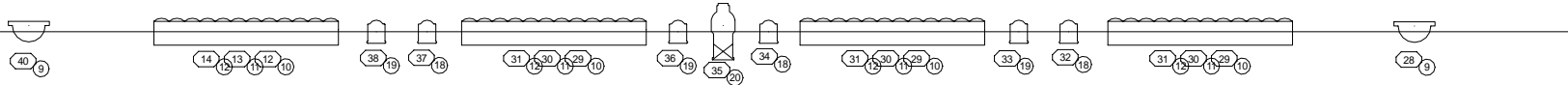


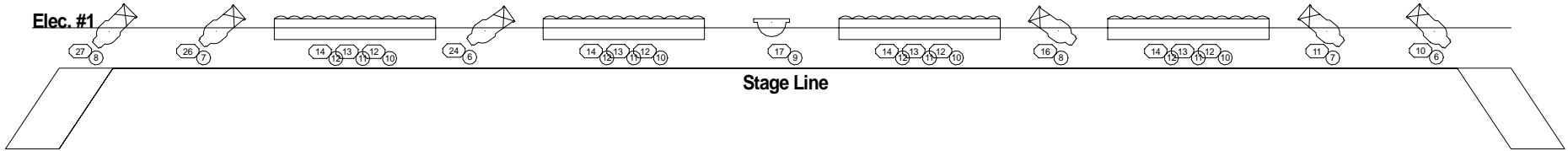
Elec. #3



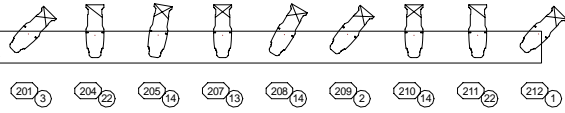
Elec. #2



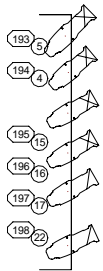
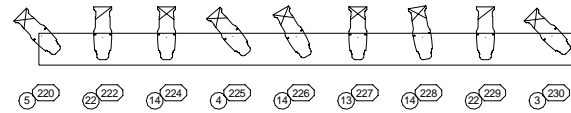
Elec. #1



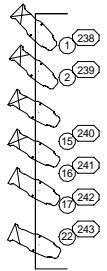
FOH Truss SR



FOH Truss SL



Tormentor-SR



Tormentor-SL

**KEY (1/4" = 1')**

- ETC Source Four 19°
- ETC Source Four 26°
- Altman 1KL Ellipsoidal 20°
- Altman 6" Fresnel
- Kliegl 16-18" Scoop
- Altman 6" R40 Borderlight
- Dimmer/Outlet
- Channel

**Woodland JHS Repertory Lighting Plot**

© MAY 2007  
**SCOTT M. ECKERS**  
 INTELLIGENT LIGHTING CONCEPTS  
 SME ENTERPRISES  
 www.theaterlighting.net